



Fun and Learning in January!

It's a New Year, and we are excited about new adventures with the children! January was full of fun learning activities. We had hands-on adventures in science, music, literacy, cooking, and arts & crafts. Ms. Brenda introduced new words in Spanish, Ms. Marquita helped each child on the piano, and we watched an online monster truck show with Ms. Annde.

■ MARTIN LUTHER KING JR. DAY

We learned about Martin Luther King Jr. and his "I Have a Dream" speech. We discussed the importance of kindness, and the children shared some of their dreams.

■ FIRE SAFETY

It is critical to teach children of all ages about fire safety. We practiced fire drills this month and learned to Stop, Drop, and Roll. We read books about firefighters and fire trucks. Here is a

link to highlights of our local firefighter puppet show — <https://photos.app.goo.gl/HRrm7LhrGNL4zJxL7>.

■ EARLY SCIENTIFIC LEARNING

Introducing scientific concepts to preschoolers through fun STEAM (Science, Technology, Engineering, Arts, and Mathematics) activities can significantly impact their early development and help foster creativity, critical thinking, and problem-solving skills.

This month, the kiddos enjoyed lessons taught by Ms. Morgan from the Wonder Lab Museum of Science, Health, and Technology and the wonderful Ms. Brenda and Ms. Annde. One lesson focused on patterns. We read *Pattern Fish* by Trudy Harris and used colorful tiles to create patterns. Ms. Annde took the kids outside and made a movement pattern, and the kids copied her. Then, the children created their movement patterns to share.

■ READ! READ! READ!

The children in our care read books daily through interactive read-aloud or during storytime. We often combine storytime with fun, hands-on activities to help develop literacy skills. Ms. Jolanda, our speech therapist, read *The Mitten* by Jan Brett and followed up with a color/cut/paste activity reinforcing the book's sequence of events. Ms. Brenda read *Sneezy the Snowman* by Maureen Wright and then engaged the kids in a snowman art activity. Plus Ms. Kelly, our Fairfax County early learning library specialist, returned from maternity leave to WOW the kids with a fun storytime!

■ PARENT HANDOUTS

Check out the handouts on pages 8 & 9. Many thanks to the Institute for Childhood Preparedness for sharing these resources.

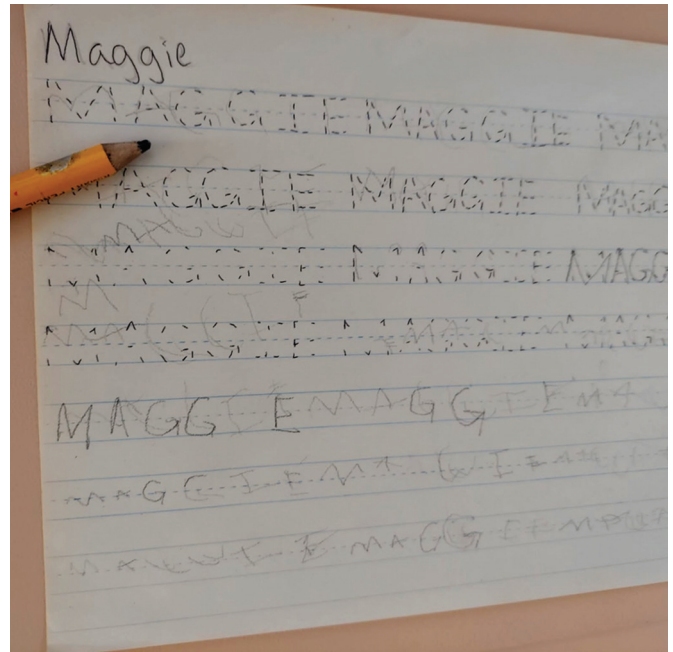


The Magic of Reading!





Letter Recognition




Developing letter recognition skills is essential for early childhood literacy development. Children’s knowledge of letter names, shapes, and sounds sets them up for success as they learn to read and write. Letter recognition is an essential skill for educators to teach and families to reinforce at home.


At JCC, we engage the kiddos in fun activities to teach them letter recognition skills and the alphabet. This includes alphabet bingo, games, puzzles, songs, videos, and arts/crafts. Recently, Ms. Annde and Ms. Brenda labeled balloons with individual letters and helped each child gather the


balloons that spelled their name together. [View video](#). Here are some activities to try at home:

- Read to your kids. Try alphabet books like *Dr. Seuss’s ABC* or *Chicka Chicka Boom Boom*.
- Do alphabet puzzles. Floor puzzles are a great way to practice recognizing letters.
- Make ABC art. Have kids create ABCs with clay or playdough — or even write letters using crayons. They can also try writing letters in sand or shaving cream.



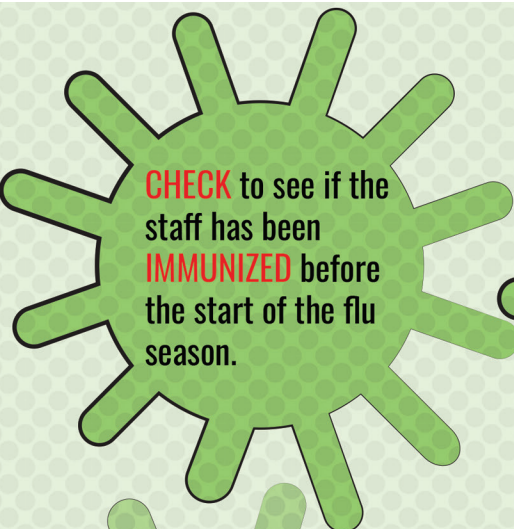







Monica Jackson is owner and Director of Jackson Child Care (JCC). Our mission at JCC is to learn, play and grow together! We provide a safe, nurturing, child-centered setting that fosters each child's success and a love of learning in collaboration with parents and the community. We are committed to building a successful early learning foundation to equip children with school readiness skills. We operate according to safety protocols that adhere to the Center for Disease Control and Department of Health Guidelines.

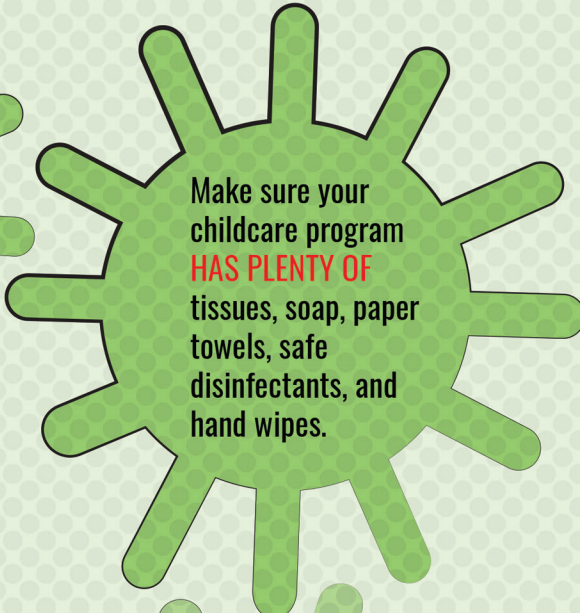
We are currently enrolling children for our preschool program. For information, please contact Monica at 703-354-5913 or jacksonchildcare@gmail.com. Visit us on the web (www.mjchildcare.com) and Facebook (www.facebook.com/mjchildcare).



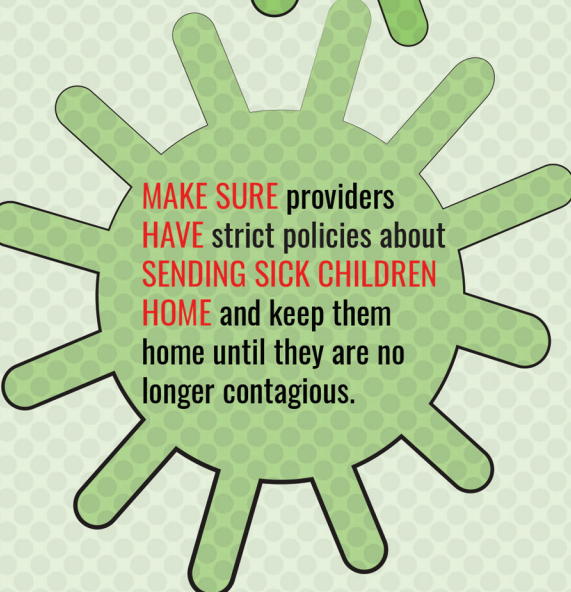
CHECK to see if the staff has been **IMMUNIZED** before the start of the flu season.



MAKE SURE providers practice regular hand washing with young children.




Make sure your childcare program **HAS PLENTY OF** tissues, soap, paper towels, safe disinfectants, and hand wipes.

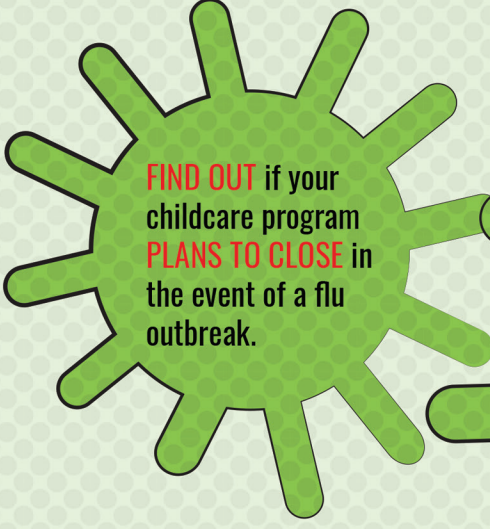


MAKE SURE providers **HAVE** strict policies about **SENDING SICK CHILDREN HOME** and keep them home until they are no longer contagious.


PREVENT Spreading the **FLU** Virus in Childcare Programs:



Make sure there are **SEPARATE SINKS** for handwashing and food preparation.



FIND OUT if your childcare program **PLANS TO CLOSE** in the event of a flu outbreak.



Make sure the kitchen areas, bathrooms, changing tables, playrooms, drinking fountains, doorknobs, computers, and toys **ARE THOROUGHLY SANITIZED AND CLEANED EVERY DAY.**



INSTITUTE FOR
CHILDHOOD PREPAREDNESS[™]
DON'T BE SCARED. BE PREPARED.

childhoodpreparedness.org

MAKE HANDWASHING A FUN ACTIVITY instead of a chore.

Parents and children should wash their hands:

AFTER

sneezing, coughing, or nose blowing

AFTER

coming in contact with a sick person

BEFORE and **AFTER** treating a wound

AFTER

changing a child's diaper

AFTER shaking someone's hand or hugging someone

AFTER petting an animal or cleaning up animal waste

AFTER taking out the trash

WHEN your hands are dirty

AFTER touching crowded surfaces, especially those in public places

AFTER using the bathroom

AFTER touching a computer's keyboard

BEFORE preparing or eating food



INSTITUTE FOR
CHILDHOOD PREPAREDNESS
DON'T BE SCARED. BE PREPARED.™
childhoodpreparedness.org